








Tube tracklight

| | |
|--------------|---|
| Item code | 86.TL24.2311.02 |
| Product type | Indoor |
| Category | Tracklights |
| Family | CABINET |
| Subfamily | Tube tracklight |
| Pictograms |      |

Dimensions

| | |
|-------------------------|----------|
| Product dimensions (mm) | ø34x63mm |
|-------------------------|----------|

Scheme



| | |
|----------------------------|------------------|
| Product | |
| Real power (W) | 5 |
| Real luminous flux (Lm) | 500 |
| Luminous efficiency (Lm/W) | 100 |
| Beam angle (°) | 15° |
| Control gear | ON-OFF, No-dim |
| Average life time (h) | 50000hrs L80 B10 |
| Colour temperature (K) | 3000 |
| Colour consistency (SDCM) | SDCM<3 |
| CRI | 90 |